

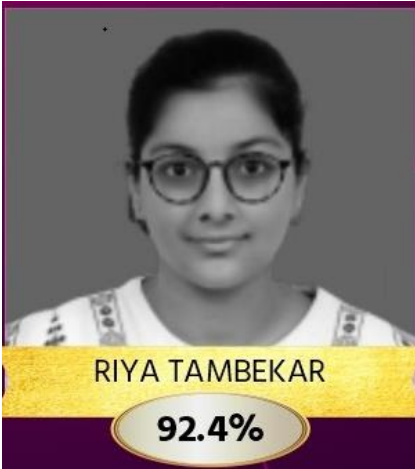




GG INTERNATIONAL SCHOOL  
RESULT HIGHLIGHTS CLASS XII: 2022-23

SCIENCE TOPPERS








## COMMERCE TOPPERS



## HUMANITIES TOPPERS



## OVERALL PERFORMANCE OF THE SCHOOL

School overall		Percentage
<b>Total no of students enrolled</b>	<b>101</b>	
<b>No. of students appeared</b>	<b>101</b>	100%
<b>No. of students passed</b>	<b>101</b>	100%
<b>Highest%</b>	<b>97.6%</b>	
<b>95 % &amp; above</b>	<b>6</b>	6%
<b>91% - 94%</b>	<b>10</b>	10%
<b>81 to 90(%)</b>	<b>24</b>	24%
<b>71 to 80 (%)</b>	<b>21</b>	21%
<b>61 to 70 (%)</b>	<b>30</b>	29%
<b>51 to 60 (%)</b>	<b>9</b>	9%
<b>41 to 50 (%)</b>	<b>1</b>	1%
<b>&lt; 40%</b>	<b>0</b>	0%
<b>No. of students with Distinction (above 75%)</b>	<b>53</b>	52%
<b>Overall percentage</b>		75.94%

## SCIENCE RESULT

Science overall		Percentage
<b>Total no of students enrolled</b>	<b>53</b>	
<b>No. of students appeared</b>	<b>53</b>	100%
<b>No. of students passed</b>	<b>53</b>	100%
<b>Highest%</b>	<b>97.0%</b>	
<b>95 % &amp; above</b>	<b>2</b>	3.77%
<b>91% - 94%</b>	<b>6</b>	11.32%
<b>81 to 90(%)</b>	<b>12</b>	22.64%
<b>71 to 80 (%)</b>	<b>13</b>	24.53%
<b>61 to 70 (%)</b>	<b>17</b>	32.08%
<b>51 to 60 (%)</b>	<b>2</b>	3.77%
<b>41 to 50 (%)</b>	<b>1</b>	1.89%
<b>&lt; 40%</b>	<b>0</b>	0%
<b>No. of students with Distinction (above 75%)</b>	<b>30</b>	57%
<b>Compartment</b>	<b>2</b>	4%
<b>Overall percentage</b>		76.39%

## COMMERCE RESULT

<b>Commerce overall</b>		Percentage
<b>Total no of students enrolled</b>	<b>29</b>	
<b>No. of students appeared</b>	<b>29</b>	100%
<b>No. of students passed</b>	<b>29</b>	100%
<b>Highest%</b>	<b>95.2%</b>	
<b>95 % &amp; above</b>	<b>1</b>	3.45%
<b>91% - 94%</b>	<b>2</b>	6.90%
<b>81 to 90(%)</b>	<b>3</b>	10.34%
<b>71 to 80 (%)</b>	<b>5</b>	17.24%
<b>61 to 70 (%)</b>	<b>11</b>	37.93%
<b>51 to 60 (%)</b>	<b>7</b>	24.14%
<b>&lt; 50 (%)</b>	<b>0</b>	0.00%
<b>No. of students with Distinction (above 75%)</b>	<b>9</b>	31%
<b>Compartment</b>	<b>1</b>	3%
<b>Overall percentage</b>		70.24%

## HUMANITIES RESULT

Humanities overall		Percentage
<b>Total no of students enrolled</b>	<b>19</b>	
<b>No. of students appeared</b>	<b>19</b>	100%
<b>No. of students passed</b>	<b>19</b>	100%
<b>Highest%</b>	<b>97.6%</b>	
<b>95 % &amp; above</b>	<b>3</b>	<b>15.79 %</b>
<b>91% - 94%</b>	<b>2</b>	<b>10.53 %</b>
<b>81 to 90(%)</b>	<b>9</b>	<b>47.37 %</b>
<b>71 to 80 (%)</b>	<b>3</b>	<b>15.79 %</b>
<b>61 to 70 (%)</b>	<b>2</b>	<b>10.53 %</b>
<b>51 to 60 (%)</b>	<b>0</b>	<b>0%</b>
<b>&lt; 50 (%)</b>	<b>0</b>	<b>0%</b>
<b>No. of students with Distinction (above 75%)</b>	<b>9</b>	<b>74%</b>
<b>Overall percentage</b>		<b>83.36 %</b>



## SCIENCE TOPPERS

Rank	Name	Percentage
1	AAROHI CHAKRAVARTY	97 %
2	AMRUTA VIJAY BHALERAO	95 %
3	SHLOKA JHA	92.8 %
4	SAEE SANDEEP RANE	92.6%
5	RIYA TAMBEKAR	92.4%
	SAMIN SAJID BAGWAN	92.4%

## COMMERCE TOPPERS

Rank	Name	Percentage
1	AKSHAY BHADAURIA	95.2%
2	PRERNA MOLASI	90.8 %
3	SAKSHI SINHA	90.6 %
4	SAMYAK JAIN	90.2%
5	GAURI AGRAWAL	85.6%

## HUMANITIES TOPPERS

Rank	Name	Percentage
1	NYSA MANOJ CHOPRA	97.6%
2	VIRALI JITENDRA MEHTA	95 %
3	SRIMOYEE PALIT	94.6 %
4	MADHUR KIRAN TATHE	92%
5	ANUSHREE MENON	90.8%

## SUBJECT TOPPERS

SUBJECT	NAME	MARKS (100)
ENGLISH	AAROHI CHAKRAVARTY	98
MATHEMATICS	AAROHI CHAKRAVARTY	96
	AKSHAY BHADAURIA	96
	AMRUTA VIJAY BHALERAO	96
PHYSICS	AAROHI CHAKRAVARTY	96
CHEMISTRY	AMRUTA VIJAY BHALERAO	99
BIOLOGY	AADHYA VARUN LAAD	92
PHYSICAL EDUCATION	AAROHI CHAKRAVARTY	99
ECONOMICS	NYSA MANOJ CHOPRA	99
BUSINESS STUDIES	GAURI AGARWAL	96
ACCOUNTANCY	AKSHAY BHADAURIA	95
PSYCHOLOGY	SRIMOYEE PALIT	99
	VIRALI JITENDRA MEHTA	
POLITICAL SCIENCE	NYSA MANOJ CHOPRA	97
	DEVIKA DEEPAK CHANDRAN	
MASS MEDIA STUDIES	VIRALI JITENDRA MEHTA	100
	SRIMOYEE PALIT	
APPLIED MATHEMATICS	PRERNA MOLASI	92
INFORMATION PRACT.	ASHLIN LINCAN KANDAMKULATHY	97

